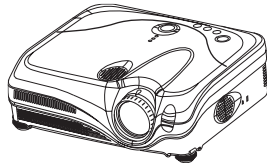


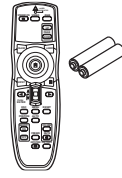


X75 Quick Start Guide

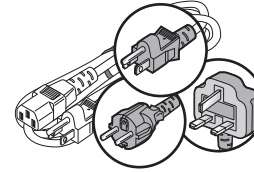
Schnelles Anfangs Handbuch / Rápido Manual / Rapide Guide / Rapido Manuale
Rápidamente Começam Guia / Beginnen Snelgids / 快速操作指南 / 빠른 설치 안내



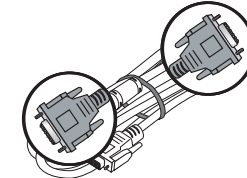
1



2




3




4



5



6



7



8

ENGLISH

- | | |
|---------------------------------|-------------------------|
| 1. Projector | 5. Filter Cover |
| 2. Remote Control | 6. Product Safety Guide |
| 3. Power Cord
(US, UK, Euro) | 7. Quick Start Guide |
| 4. VGA Cable | 8. User's Guide CD-ROM |

FRANÇAIS

- | | |
|--|----------------------------------|
| 1. Projecteur | 5. Couverture du filtre |
| 2. Télécommande | 6. Manuel De Sûreté De Produit |
| 3. Cordon De Secteur
(US, UK, Euro) | 7. Rapide Guide |
| 4. Câble De VGA | 8. Guide de l'opérateur (CD-ROM) |

NEDERLANDS

- | | |
|----------------------------|---|
| 1. Projector | 5. Filterafdekkapje |
| 2. Afstandsbediening | 6. Veiligheidgids op Product voor afstandsbediening |
| 3. Netsnoer (US, UK, Euro) | 7. Beginnen Snelgids |
| 4. VGA-kabel | 8. Gebruiksaanwijzing (CD-ROM) |

DEUTSCH

- | | |
|---|-----------------------------------|
| 1. Projektor | 5. Filterabdeckung |
| 2. Fernbedienung | 6. Sicherheitsanleitung des Gerät |
| 3. Netzanschluß kabel
(US, UK, Euro) | 7. Schnelles Anfangs Handbuch |
| 4. VGA-Kabel | 8. Bedienungshandbuch (CD-ROM) |

ITALIANO

- | | |
|--|------------------------------------|
| 1. Proiettore | 5. Coperchio del filtro |
| 2. Telecomando | 6. Guida di Sicurezza del Prodotto |
| 3. Cavo Di Alimentazione
(US, UK, Euro) | 7. Rapido Manuale |
| 4. Cavo Di VGA | 8. Guida dell'operatore (CD-ROM) |

中文

- | | |
|------------------------|---------------|
| 1. 液晶投影机 | 5. 底部向上用 过滤器盖 |
| 2. 遥控器 | 6. 产品安全指南 |
| 3. 电源线
(美国, 英国, 欧洲) | 7. 快速操作指南 |
| 4. VGA 电缆 | 8. 用户的指南 |

ESPAÑOL

- | | |
|--------------------------------------|-----------------------------------|
| 1. Proyector | 5. Cubierta de filtro |
| 2. Mando a distancia | 6. Guía de Seguridad del Producto |
| 3. Cable eléctrico
(US, UK, Euro) | 7. Rápido Manual |
| 4. Cable de VGA | 8. Guía del Usuario (CD-ROM) |

PORTUGUÊS

- | | |
|--|------------------------------|
| 1. Projector | 5. Cobertura do filtro |
| 2. Controlo Remoto | 6. Guia Da Segurança Product |
| 3. Cabo De Alimentação
(US, UK, Euro) | 7. Rápidamente Começam Guia |
| 4. Cabo De VGA | 8. Guia da operador (CD-ROM) |

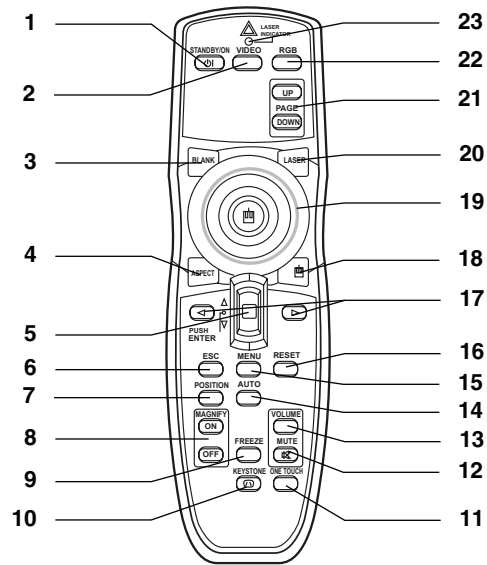
한국어

- | | |
|-------------------------|-----------------|
| 1. 프로젝터 | 5. 전도 설치용 필터 커버 |
| 2. 리모트 컨트롤 | 6. 제품안전자이드 |
| 3. 파워코드
(미국, 영국, 유럽) | 7. 빠른설치안내 |
| 4. USB 케이블 | 8. 취급절명저 |



X75 Remote Control

Ferbedienung / Mando a distancia / Télécommande / Telecomando / Controllo Remoto
Afstandsbediening / 遥控器 / 리모트 컨트롤

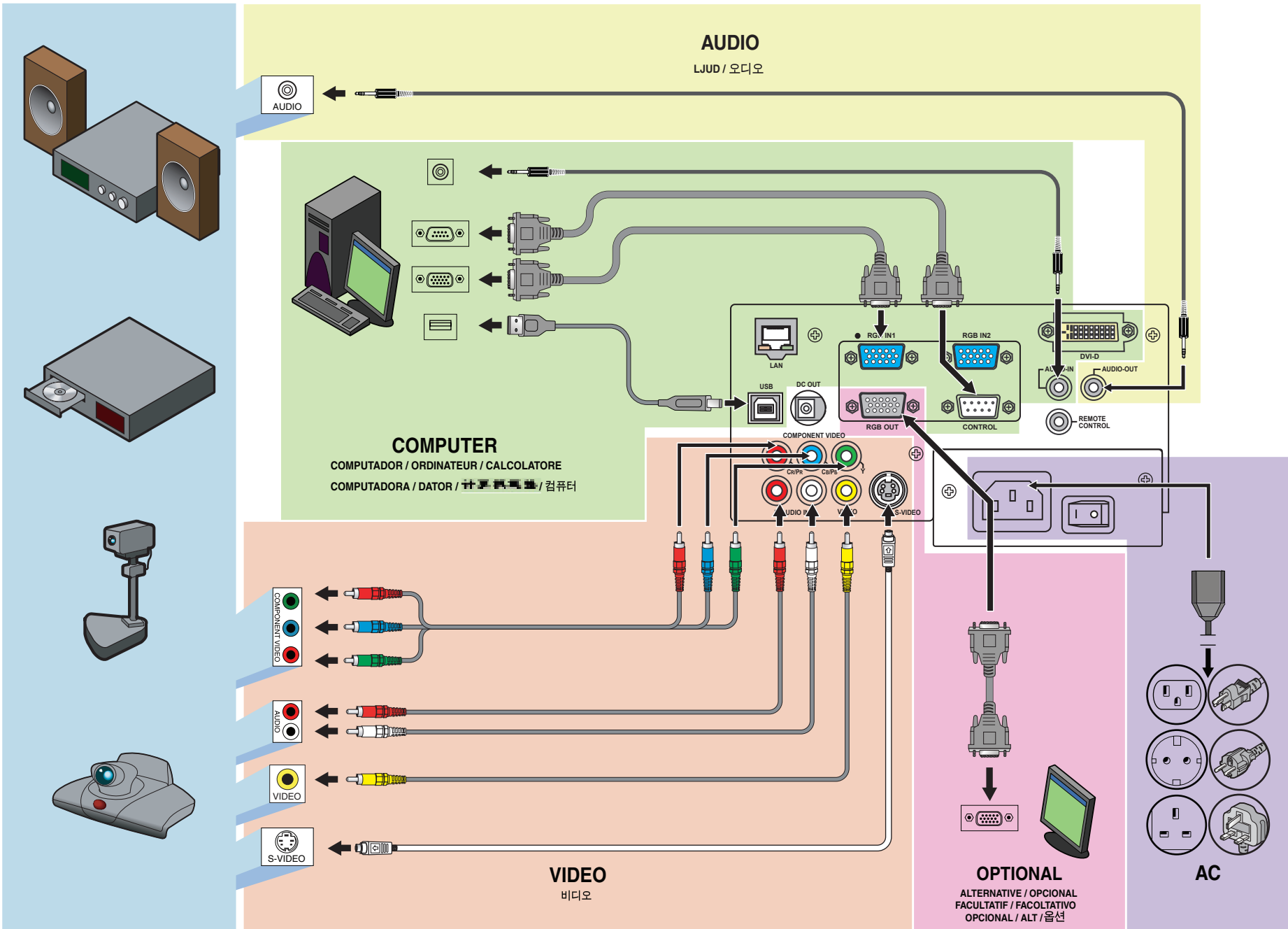


ENGLISH	FRANÇAIS	DEUTSCH	ITALIANO	ESPAÑOL	PORTUGUÊS	NEDERLANDS	中文	한국어
1. STANDBY/ON	1. Touche STANDBY/ON	1. Taste STANDBY/ON	1. Tasto STANDBY/ON	1. Botón STANDBY/ON	1. Botão STANDBY/ON	1. STANDBY/ON-knop	1. STANDBY/ON 按钮	1. STANDBY/ON 버튼
2. VIDEO	2. Touche VIDEO	2. Taste VIDEO	2. Tasto VIDEO	2. Botón VIDEO	2. Botão VIDEO	2. VIDEO-knop	2. VIDEO 按钮	2. VIDEO 버튼
3. BLANK	3. Touche BLANK	3. Taste BLANK	3. Tasto BLANK	3. Botón BLANK	3. Botão BLANK	3. BLANK-knop	3. BLANK 按钮	3. BLANK 버튼
4. ASPECT	4. Touche ASPECT	4. Taste ASPECT	4. Tasto ASPECT	4. Botón ASPECT	4. Botão ASPECT	4. ASPECT-knop	4. ASPECT 按钮	4. ASPECT 버튼
5. Lever Switch	5. Commutateur à levier	5. Hebelschalter	5. Commutatore di leva	5. Interruptor de palanca	5. Interruptor	5. Hefboomschakelaar	5. 杠杆开关	5. 레버 스위치
6. ESC	6. Touche ESC	6. Taste ESC	6. Tasto ESC	6. Botón ESC	6. Botão ESC	6. ESC-knop	6. ESC 按钮	6. ESC 버튼
7. POSITION	7. Touche POSITION	7. Taste POSITION	7. Tasto POSITION	7. Botón POSITION	7. Botão POSITION	7. POSITION-knop	7. POSITION 按钮	7. POSITION 버튼
8. MAGNIFY	8. Touche MAGNIFY	8. Taste MAGNIFY	8. Tasto MAGNIFY	8. Botón MAGNIFY	8. Botão MAGNIFY	8. MAGNIFY-knop	8. MAGNIFY 按钮	8. MAGNIFY 버튼
9. FREEZE	9. Touche FREEZE	9. Taste FREEZE	9. Tasto FREEZE	9. Botón FREEZE	9. Botão FREEZE	9. FREEZE-knop	9. FREEZE 按钮	9. FREEZE 버튼
10. KEYSTONE	10. Touche KEYSTONE	10. Taste KEYSTONE	10. Tasto KEYSTONE	10. Botón KEYSTONE	10. Botão KEYSTONE	10. KEYSTONE-knop	10. KEYSTONE 按钮	10. KEYSTONE 버튼
11. ONE TOUCH	11. Touche ONE TOUCH	11. Taste ONE TOUCH	11. Tasto ONE TOUCH	11. Botón ONE TOUCH	11. Botão ONE TOUCH	11. ONE TOUCH-knop	11. ONE TOUCH 按钮	11. ONE TOUCH 버튼
12. MUTE	12. Touche MUTE	12. Taste MUTE	12. Tasto MUTE	12. Botón MUTE	12. Botão MUTE	12. MUTE-knop	12. MUTE 按钮	12. MUTE 버튼
13. VOLUME	13. Touche VOLUME	13. Taste VOLUME	13. Tasto VOLUME	13. Botón VOLUME	13. Botão VOLUME	13. VOLUME-knop	13. VOLUME 按钮	13. VOLUME 버튼
14. AUTO	14. Touche AUTO	14. Taste AUTO	14. Tasto AUTO	14. Botón AUTO	14. Botão AUTO	14. AUTO-knop	14. AUTO 按钮	14. AUTO 버튼
15. MENU	15. Touche MENU	15. Taste MENU	15. Tasto MENU	15. Botón MENU	15. Botão MENU	15. MENU-knop	15. MENU 按钮	15. MENU 버튼
16. RESET	16. Touche RESET	16. Taste RESET	16. Tasto RESET	16. Botón RESET	16. Botão RESET	16. RESET-knop	16. RESET 按钮	16. RESET 버튼
17. CURSOR	17. Touches de CURSOR	17. Cursorstasten	17. Tasti Cursori	17. Botones del CURSOR	17. Botões CURSOR	17. Met de PIJLTOETSEN	17. 光标按钮	17. 커서 버튼
18. Right Mouse	18. Bouton droit de la souris	18. Rechte Maustaste	18. Tasto di destra del mouse	18. Botón derecho del ratón	18. Botão direito do rato	18. Rechter muisknop	18. 鼠标右键按钮	18. 오른쪽 마우스 버튼
19. Disk Pad	19. Molette	19. Diskpad	19. Appoggiadisco	19. Teclado de disco	19. Disco	19. Ronde schijf	19. 圆盘	19. 디스크 패드
20. LASER	20. Touche LASER	20. Taste LASER	20. Tasto LASER	20. Botón LASER	20. Botão LASER	20. LASER-knop	20. LASER 按钮	20. LASER 버튼
21. PAGE	21. Touches PAGE	21. Tasten PAGE	21. Tasto PAGE	21. Botones PAGE	21. Botão PAGE	21. PAGE-knoppen	21. PAGE 按钮	21. PAGE 버튼
22. RGB	22. Touche RGB	22. Taste RGB	22. Tasto RGB	22. Botón RGB	22. Botão RGB	22. RGB-knop	22. RGB 按钮	22. RGB 버튼
23. LASER Indicator	23. VOYANT LASER	23. Anzeige LASER	23. INDICATOR LASER	23. LASER INDICADOR	23. INDICADOR LASER	23. LASER-INDICATOR	23. LASER 指示灯	23. LASER 인디케이터



X75 Setup

Einstellung / Disposición / Installation / Messa a punto
Instalação / Systeminstallation / 安装连接 / 설치



Operator Guides and other information
available on the web site:



800-328-1371



**<http://www.3m.com/meetings>
e-mail: meetings@mmm.com**

3M

3M Austin Center
Building A145-5N-01
6801 River Place Blvd.
Austin, TX 78726-9000

3M Canada
P.O. Box 5757
London, Ontario
N6A 4T1

3M Mexico, S.A. de C.V.
Apartado Postal 14-139
Mexico, D.F. 07000
Mexico

3M Europe
Boulevard de l'Oise
95006 Cergy Pontoise Cedex
France

Litho in Japan
Copyright © 2004 3M
All Rights Reserved
78-6970-9404-9 Rev. A

QR63231